
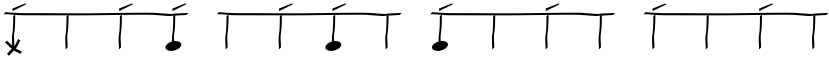





1. KREI

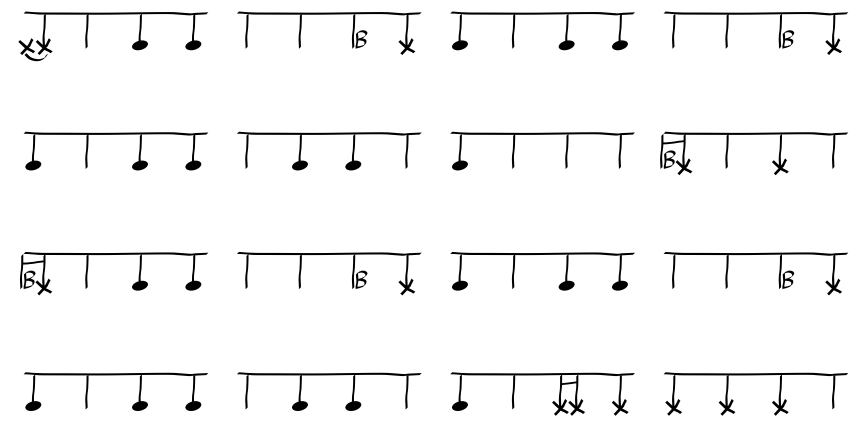
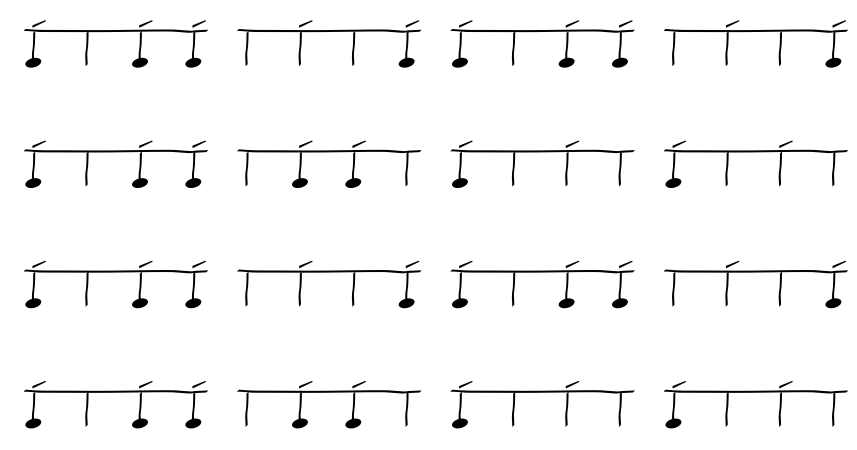
Dunduns

dundun	
sangban	
kenkeni	

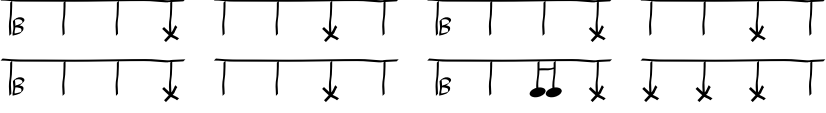
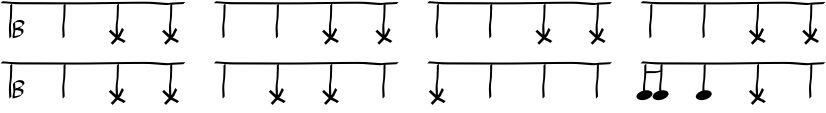
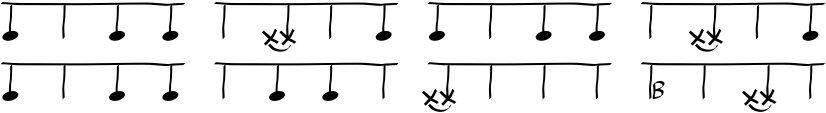
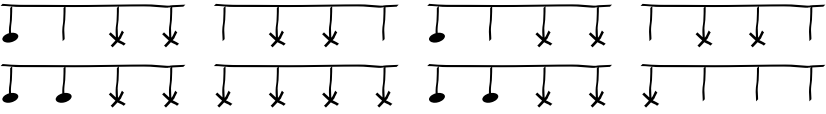

Basis

1	
2	

Intro zum Krei

jemben	 <p>The jemben section consists of four horizontal lines of rhythmic notation. Each line contains four measures. The notation uses vertical stems with various symbols: 'x' for accents, 'B' for bass notes, and dots for notes. The first line starts with a circled 'x' and ends with a circled 'x'. The second line ends with a circled 'x'. The third line starts with a circled 'B' and ends with a circled 'x'. The fourth line ends with a circled 'x'.</p>
dunduns	 <p>The dunduns section consists of four horizontal lines of rhythmic notation. Each line contains four measures. The notation uses vertical stems with dots and flags above them, indicating specific rhythmic patterns.</p>

Solos zum Krei

1	 <p>Exercise 1: Two staves. The top staff has four measures of rhythmic notation: B x , x , B x , x . The bottom staff has four measures: B x , x , B x , x x x .</p>
2	 <p>Exercise 2: Two staves. The top staff has four measures: B x , x , x , x . The bottom staff has four measures: B x , x , x , x .</p>
3	 <p>Exercise 3: Two staves. The top staff has four measures: , x x , , x x . The bottom staff has four measures: , , x x , B x x .</p>
4	 <p>Exercise 4: Two staves. The top staff has four measures: x , x , x , x . The bottom staff has four measures: x , x x x , x , x .</p>
5	 <p>Exercise 5: Two staves. The top staff has four measures: B B , B , x , x . The bottom staff has four measures: , , , x .</p>